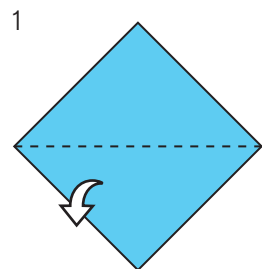
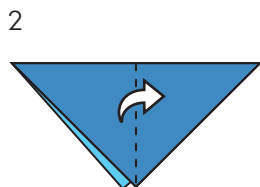


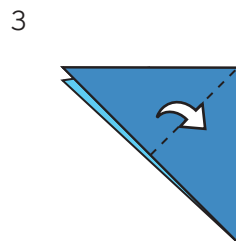
ORIGAMI CRANE



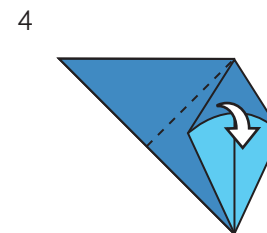
Fold in half



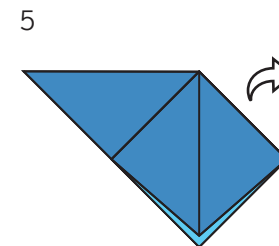
Fold in half



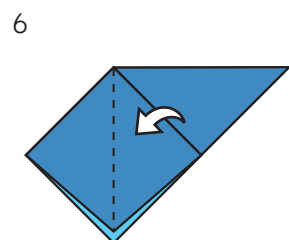
Open the pocket




Flatten to square



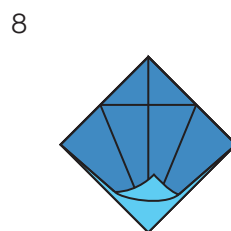
Turn over



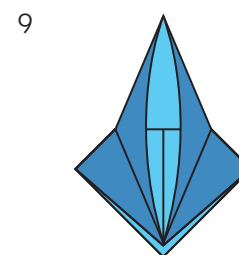
Open and flatten the pocket.
See steps 3 and 4.



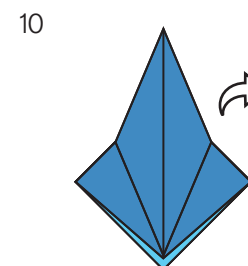
Fold to make creases
and fold back




Open the pockets




Flatten the pockets



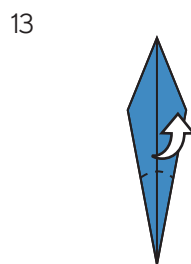
Turn over



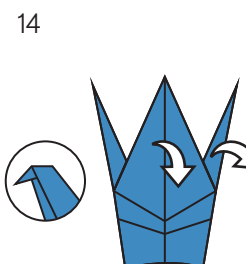
Fold, open and flatten the
pockets. See steps 7, 8 and 9.



Fold to meet the center line



Pocket fold in the dotted line



Pocket fold the head and
open the wings

